



Compro Computer Services, Inc.  
105 East Drive  
Melbourne, FL 32904  
Telephone: (321) 727-2211  
Fax: (321) 727-7009  
[www.compro.net](http://www.compro.net)

# Real-Time Environment (RTE) Technical White Paper

## Achieving Real-Time Deterministic Processing with Open Systems

October 2007

## Notices

©2007 Compro Computer Services, Inc. All rights reserved. No part of this document, including text, code examples, diagrams, or icons, may be reproduced or transmitted in any form, by any means (electronic, photocopying, recording, or otherwise) without the prior written permission of Compro Computer Services, Inc.

Information in this document is subject to change without notice. Compro Computer Services, Inc. may have patents or pending patent applications, trademarks, copyrights, or other intellectual property rights covering subject matter in this document. The furnishing of this document does not give you license to these patents, trademarks, copyrights, or other intellectual property. Please send licensing inquiries to: Compro Computer Services, 105 East Drive, Melbourne, Florida 32904.

Limit of Liability/Disclaimer of Warranty: This document is licensed and/or sold "as is" without warranty of any kind, either expressed or implied, regarding the contents of this document, including but not limited to implied warranties for the book's quality, performance, merchantability, or fitness for any particular purpose. Neither Compro Computer Services, nor its dealers or distributors shall be liable to the purchasers or any other person or entity with respect to any liability, loss, or damage, caused or alleged to have been caused directly or indirectly by reliance upon the contents of this document.

## Trademarks

Compro, the Compro logo, and other branded items are trademarks or registered trademarks of Compro Computer Services, Inc.

Ethernet is a registered trademark of Xerox Corporation.

Linux is a registered trademark of Linus Torvalds.

LynxOS is a registered trademark of LynuxWorks, Inc.

UNIX is a registered trademark of The Open Group.

All other product, service, and company names are trademarks or registered trademarks of their respective owners.

Compro Computer Services, Inc.  
105 East Drive  
Melbourne, Florida 32904

## Table of Contents

<b>INTRODUCTION</b> .....	<b>4</b>
<b>REAL-TIME AND THE NETWORK</b> .....	<b>4</b>
<b>WHAT IS REAL-TIME?</b> .....	<b>5</b>
REAL-TIME WITH FRAME DRIVEN AND EVENT DRIVEN INTERRUPTS.....	6
<b>WHAT MAKES A COMPUTER A REAL-TIME COMPUTER?</b> .....	<b>7</b>
INTERRUPTS: FRIEND OR FIEND? .....	7
INTERRUPT LATENCY .....	8
INTERRUPT LATENCY DETERMINISM.....	8
INTERRUPT VECTOR MECHANISM.....	9
REAL-TIME CUSTOM INTERRUPT ENVIRONMENT (RCIE) .....	10
EXECUTION DETERMINISM .....	10
<b>SYSTEM PERFORMANCE</b> .....	<b>11</b>
EXAMPLE OF NON-REAL-TIME SYSTEM.....	11
IMPROVING EFFICIENCY.....	12
<b>REAL-TIME ENVIRONMENT (RTE) SOLUTION</b> .....	<b>12</b>
HIGH PERFORMANCE INTERRUPTS.....	12
REAL-TIME CONFIGURATION.....	13
<b>SUMMARY</b> .....	<b>14</b>

## Table of Figures

FIGURE 1. FRAME SCHEDULING INTERRUPT .....	6
FIGURE 2. EVENT SCHEDULING INTERRUPT .....	7
FIGURE 3. INTERRUPT LATENCY.....	8
FIGURE 4. INTERRUPT LATENCY DETERMINISM.....	8
FIGURE 5. INTERRUPT LATENCY WITH/WITHOUT SYSTEM INTERRUPTS .....	9
FIGURE 6. TARGET REAL-TIME PROCESSOR .....	9
FIGURE 7. REAL-TIME CUSTOM INTERRUPT ENVIRONMENT .....	10
FIGURE 8. CODE EXECUTION DETERMINISM .....	10
FIGURE 9. INTERRUPTS DURING CODE EXECUTION.....	11
FIGURE 10. FRAME OVERRUN .....	11
FIGURE 11. SYSTEM EFFICIENCY IMPROVEMENT .....	12
FIGURE 12. REAL-TIME ENVIRONMENT (RTE) .....	13
FIGURE 13. EXECUTION DETERMINISM .....	14

## INTRODUCTION

UNIX-style (UNIX, Linux) operating system environments are robust, versatile and well suited for use in business and scientific applications. However, the *UNIX Universal Time Share Executive Process Scheduling Mechanism* is not ideally suited for applications requiring very fast, predictable process execution such as hardware-in-the-loop and human-in-the-loop simulations. A scheduler suitable for real-time applications must execute processes with a "priority-oriented preemptive mechanism" for repeatable behavior and efficiency. This is necessary for today's high-performance, real-time simulation systems.

Simulator examples include high fidelity Weapons or Flight Systems Trainers. These systems must accurately represent the real device. When a simulator provides good fidelity (that is, the simulation and real-world are nearly indistinguishable), it "positively" trains a person resulting in specific, desired behaviors. If a simulator lacks fidelity, undesirable behavior modification may result in a "negative" training experience.

Some proprietary operating systems target *embedded* computer systems, requiring a completely different environment for simulation code development. Two examples are LynxOs® and VxWorks. With Compro's value-add, UNIX style operating systems now deliver real-time determinism; real-time programmable hardware clocks, multiple external interrupts and a fast interrupt vectoring mechanism. This unified development/execution capability eliminated the need for LynxOS or VxWorks. You can now develop, test, and deploy real-time applications entirely on Open System platforms while enjoying scalability, compute power, and a world-class software suite.

Compro's value-add is the Real-Time Environment (RTE) consisting of PCI Real-Time Option Module(s) (RTOMs) with Real-Time Executive extensions. Compro's RTE and POSIX-compliant operating system combination provides a complete support package. This allows the software engineer to:

- Control when actions will occur.
- Connect actions to time-based triggers.
- Schedule multiple tasks using a strict, priority-based FIFO mechanism.

These ensure precise and efficient critical real-time task execution.

This white paper explores computer system behavior and how UNIX-style operating systems using Compro's Real-time Environment (RTE) address the high fidelity simulation community's requirements.

## REAL-TIME AND THE NETWORK

In Distributed Interactive Simulation (DIS) environments, real-time events and user interaction often cause message passing across an Intranet (LAN), Internet (WAN) or between processors in a Symmetric Multi-Processor (SMP) environment. These messages represent critical "data exchange" essential for an application's realistic real-world representation. In a distributed non-real-time system (such as an office environment), computer architects view keyboard input queuing, mouse operations, or network packets as more important than critical data exchange.

Non-real-time systems immediately respond to non-critical events at high priority. In this environment, network message processing with First-In/First-Out (FIFO) precedence is essential for "equitable responsiveness" to multiple users. This methodology assures that all users obtain reasonable response

times, providing the illusion of “near real-time” performance. However, used in simulation system design this methodology is detrimental to process determinism, simulation fidelity and reliable data collection.

Message passing, through TCP/IP and similar mechanisms, creates tremendous overhead for processors and networks. Message interrupts impose significant CPU loads through process scheduling mechanisms, protocol handshaking and data integrity assurance (that is, packet retransmission). Any time an Ethernet packet arrives, it must be filtered or locally queued.

In response, the process interrupts the CPU for message processing. In addition, TCP/IP delivery mechanisms generate signals (interrupts that require scheduling and servicing), further consuming precious computing cycles. Standard UNIX style operating systems are designed for processing thousands of network messages and simultaneous user inputs from keyboards and mice, with little regard for system resource utilization (such as CPU cycles) critical to simulation code execution.

Open system SMP technology supports key components that solve interrupt management problems. These operating systems use a multithreaded kernel permitting simultaneous multiple processes execution. The kernel protects key data structures and critical code with semaphores and spin-locks, preserving their integrity. Processes executing in a multithreaded kernel can be forced to relinquish the CPU; in other words, processes can be “preempted.”

In a preemptive environment, the kernel can transfer CPU control from a lower to a higher priority process. This permits a high priority process, waiting for an external event, to respond immediately when the event occurs — even if the CPU is currently in use. This is a significant benefit in real-time architecture.

## WHAT IS REAL-TIME?

According to the POSIX 1003.1b standard, real-time in operating systems is defined as:

*“The ability of the operating system to provide a required level of service in a bounded response time.”*

All modern Commercial-Off-The-Shelf (COTS) computer systems have approximately one nanosecond or less CPU clock cycle times while their associated operating system software runs at approximately one millisecond cycle times. This means COTS computers have operating system software one million times slower than the raw capability of their processors (see Table 1). This does not promote real-time performance.

**Table 1. Time Reference Table**

Description	Part of a Second			Cross-Reference
Millisecond (msec)	.001	1/1,000	10 <sup>-3</sup>	1/1000 of a second
Microsecond (μsec)	.000001	1/1,000,000	10 <sup>-6</sup>	1/1000 of a millisecond
Nanosecond (nsec)	.000000001	1/1,000,000,000	10 <sup>-9</sup>	1/1000 of a microsecond

Today's demanding real-time applications must capitalize upon raw processing power beyond standard operating systems. Processes that must complete in microseconds cannot be timed and controlled by software that operates in milliseconds.

### Real-Time with Frame Driven and Event Driven Interrupts

The following two examples are common interrupt methods used in real-time systems.

- A Frame Scheduling interrupt (see Figure 1) gates process execution at a predetermined rate. This cyclic interval is a "frame." Real-world examples of "Frame Driven" scheduling interrupts with various driving frequencies are shown in Table 2 below.

#### ➤ Time Scheduled Process (Frame Driven)

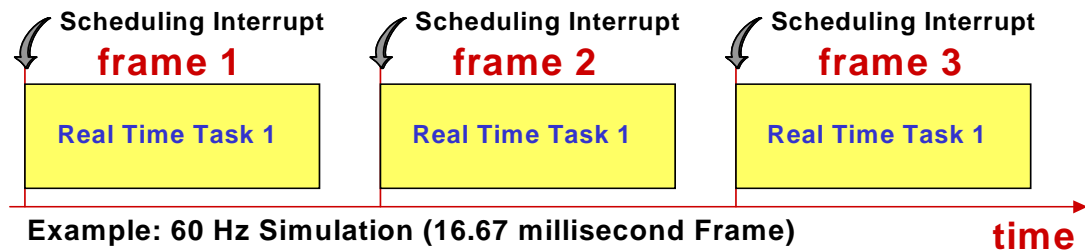


Figure 1. Frame Scheduling Interrupt

Table 2. Example Frame Rates

Example Function	Frequency	Frame Time
Missiles, Sensors	4800 Hz	208 $\mu$ sec
Digital Control Loading	1000 Hz	1,000 $\mu$ sec
Flight Simulator	60 Hz	16,667 $\mu$ sec

- An "Event Driven Scheduling Interrupt" (see Figure 2) is random asynchronous missile firing, simulating a missile launch and/or missile hardware stimulation that interacts with a fixed simulation platform (also known as Hardware-In-the-Loop, or HIL).

## ➤ Response to External Stimulus (Event Driven)

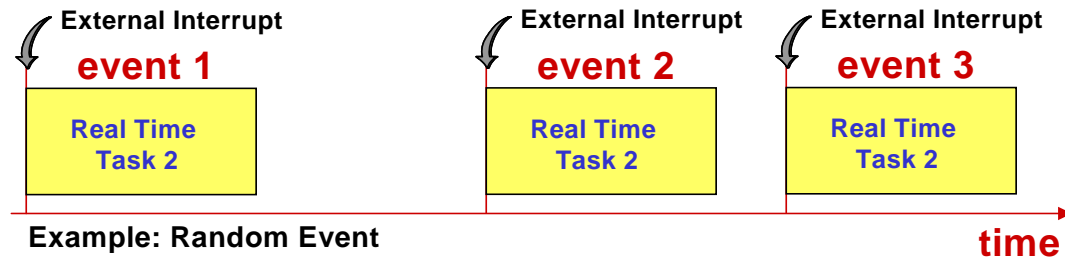


Figure 2. Event Scheduling Interrupt

## WHAT MAKES A COMPUTER A REAL-TIME COMPUTER?

In real-time computing systems, the architectural objective is reducing the number of interrupts and managing asynchronous event response in a predictable fashion. To achieve this objective, synchronous events occur at consistent intervals, and operating system housekeeping tasks (such as moving the cursor) occur using spare processing time. This permits the simulation programmer to:

1. Have the computer perform the work for which it was purchased.
2. Keep operating system “housekeeping” functions in good working order.
3. Manage processes indirectly related to the applications.

For these reasons, problems related to “determinism” and the way all software reacts or contributes to “indeterminism” must be controlled. Giving engineers control over interrupt latency, interrupt latency determinism, and machine-level code execution determinism are major factors in controlling an “indeterministic” system.

### ***Interrupts: Friend or Fiend?***

As its name implies, an interrupt stops an executing CPU process and switches execution to the interrupting process. This is called a *context switch*.

When an interrupt occurs, the operating system must obey a set of rules to maintain functional integrity. These rules keep the operating system kernel responsive to all events within its design capacity, resulting in a “friendly” system. If the rules are bent to improve system performance or exceed system capacity (that is, attempting real-time performance), the computer may misbehave and possibly crash with little explanation.

In a typical distributed architecture, operator inputs compete for CPU cycles. Additionally, network requests, data packet exchange, disk and graphic I/O, all compete for CPU cycles. Servicing these tasks has a “fiendish” impact upon real-time performance. Part of the solution for more manageable applications and better overall throughput in a real-time application is a multiple processor system. However, it takes more than multiple CPUs to achieve acceptable real-time performance. Interrupt latency, as discussed below, is another factor.

### Interrupt Latency

*Interrupt latency* is the time period between a received interrupt and associated user code execution. For example, when a cyclic scheduler fires a scheduling interrupt at the beginning of each frame ( $t_0$ ), there is a delay before the frame code begins execution ( $t_1$ ). (See Figure 3.) This delay is interrupt latency.

The shorter the interrupt latency, the less the CPU is consumed with interrupt processing. This means more CPU cycles are available for processing useful application code before the next scheduled interrupt.

Interrupt latency is often confused with an incomplete measurement called *interrupt response*. Interrupt response is only the time required for interrupt receipt and kernel queuing [ $t_0 + (t_1 - n)$ ]. Interrupt latency includes interrupt response time, plus queue processing time, plus time until user code execution.




Figure 3. Interrupt Latency

### Interrupt Latency Determinism

Determinism is consistency. *Interrupt latency determinism* is the consistency of interrupt latency each time the computer responds to an interrupt. Most vendors advertise their best achievable interrupt response or interrupt latency time. However, this period can be as short as 10 microseconds or as long as 10 milliseconds in the same one-frame period. (See Figure 4.)

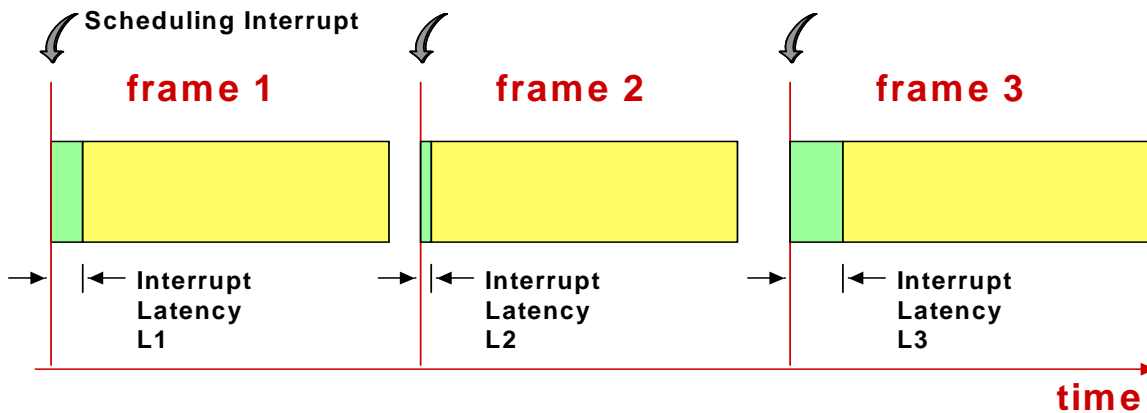


Figure 4. Interrupt Latency Determinism



As shown in Figure 5, typical operating system design exacerbates interrupt latency by consuming processor cycles with aperiodic queue management and assorted system “housekeeping” interrupts. In real-time applications these interrupts create control problems when minimum interrupt latency and solid determinism are essential.

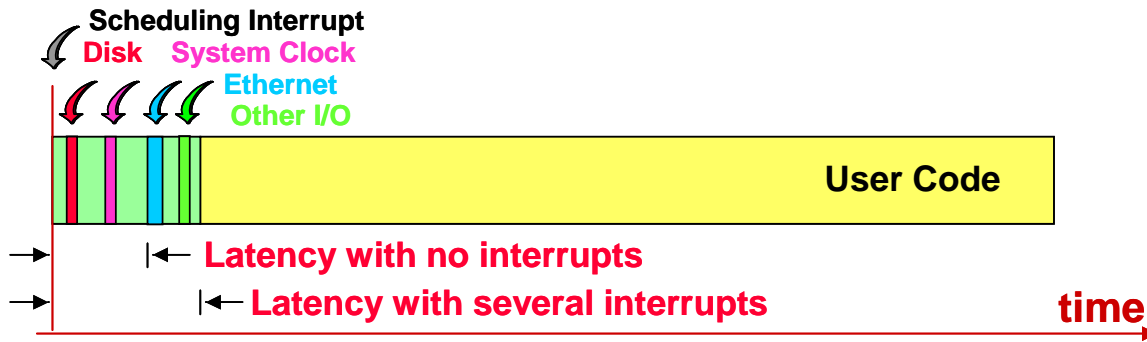


Figure 5. Interrupt Latency with/without System Interrupts

### Interrupt Vector Mechanism

Part of the solution to this control problem is a “tunable pre-emptive” microkernel for quicker real-time response. The microkernel schedules tasks on separate processors using a fast real-time interrupt vectoring mechanism.

A tunable microkernel with a fast vector mechanism gives the applications programmer processor utilization control. If an external real-time event needs immediate attention (such as a cyclic interrupt) the event will interrupt the designated processor and execute code per application program design. This is done without waiting for the standard UNIX style time-share scheduler to allocate a servicing time-slice.

Figure 6 illustrates two CPUs: one targeted for real-time applications (CPU 1) and the other for general system UNIX style functions (CPU 0). CPU 0 fields aperiodic interrupts and manages the Real-Time Option Module (RTOM), which triggers periodic real-time tasks in CPU 1.

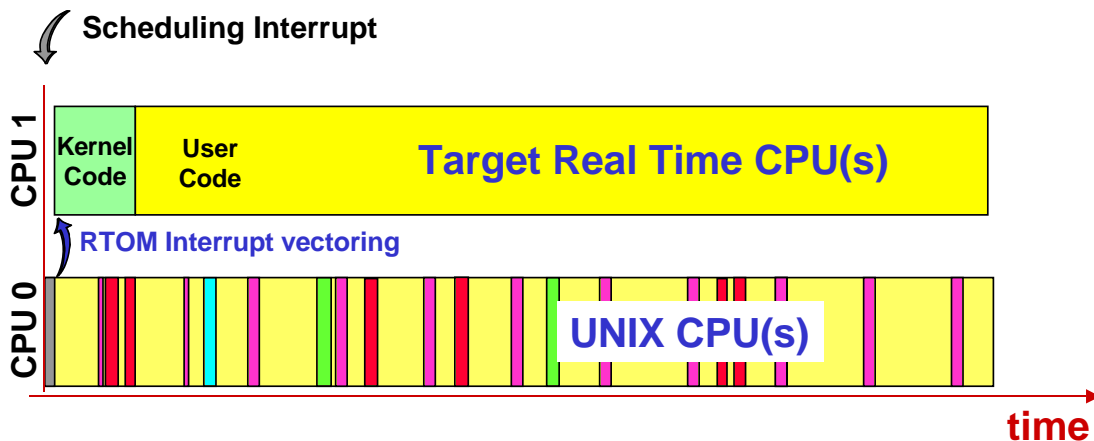


Figure 6. Target Real-Time Processor

### Real-Time Custom Interrupt Environment (RCIE)

Also available is the Real-Time Custom Interrupt Environment (RCIE) that can deliver extremely low latency interrupts with maximum determinism. (See Figure 7.) This customization facilitates user code insertion at the kernel level (interrupt service routine) and can provide shared memory interaction with a user-level application. “Ready-to-run” examples permit rapid RCIE implementation.

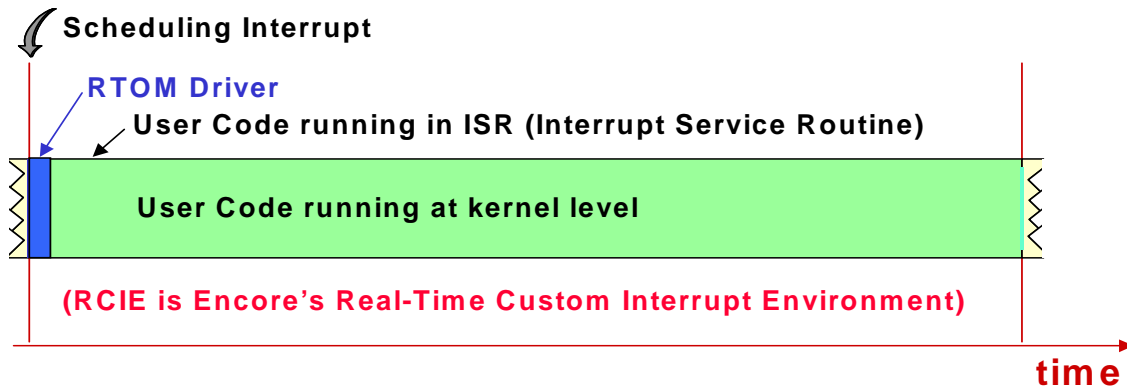


Figure 7. Real-Time Custom Interrupt Environment

When used judiciously, this powerful capability can provide significant performance enhancement. Care must be taken while RCIE code is executing, because this is a system interrupt level and nothing else happens in the system until RCIE code completes. More than a small amount of code, repeated many times, can cause excessive overhead.

### Execution Determinism

*Execution determinism* is defined as the variance in user code execution time each time a specific program runs. See Figure 8.

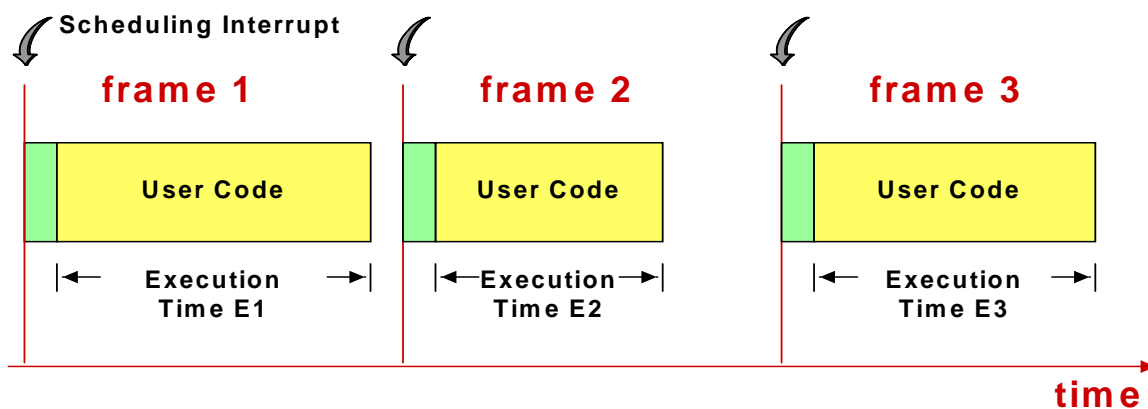


Figure 8. Code Execution Determinism

Variance occurs because the operating system performs different housekeeping tasks when diverse interrupts occur (like processing TCP/IP message traffic). With respect to application code execution, the operating system is designed for asynchronous interrupt response. Although the system clock is synchronous, peripheral I/O, network traffic and other system elements generate asynchronous interrupts resulting in code execution time variance. (See Figure 9.)

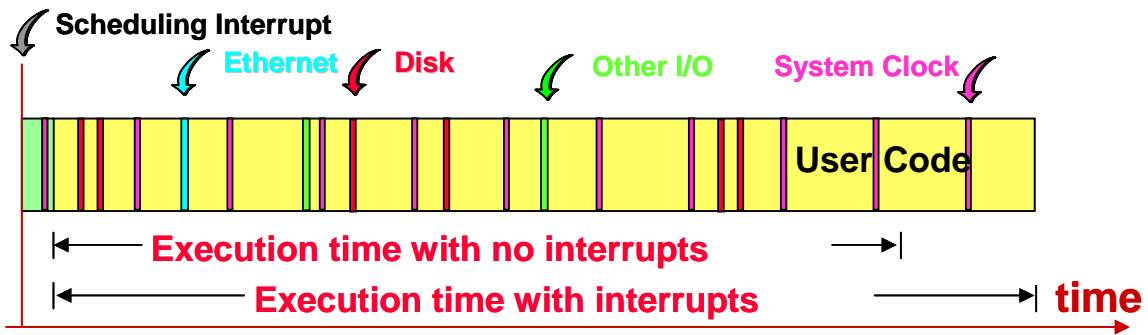


Figure 9. Interrupts During Code Execution

## SYSTEM PERFORMANCE

### Example of Non-Real-Time System

When a simulation system includes a “Hardware-In-the-Loop” (HIL) device, inadequate spare frame time can profoundly affect performance. For example, in actual Mil-Std 1553 implementations, the real-world device expects certain stimuli and response times.

If the simulated system does not precisely mimic the real-world device, the simulation is ineffective. This non-deterministic behavior is sometimes called *frame overrun* or *frame jitter*. In visual simulation systems, this is observed as a jerky or flashing image. Figure 10 illustrates this problem.

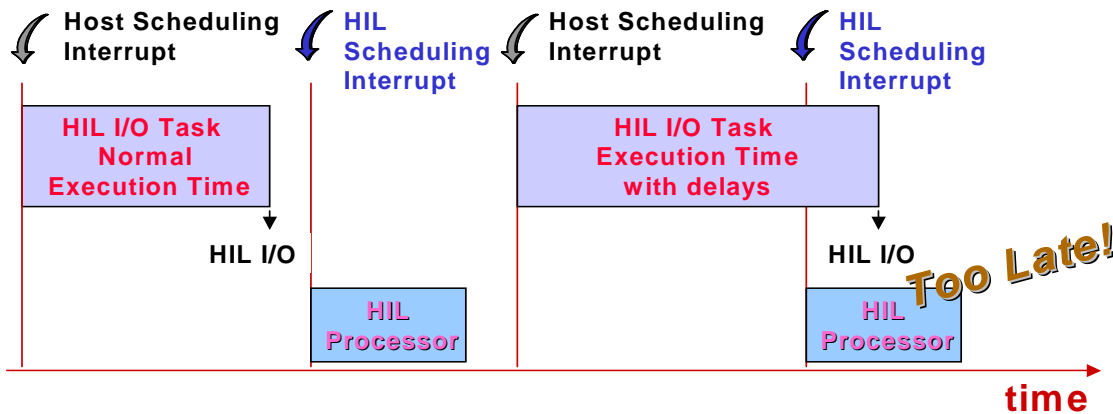


Figure 10. Frame Overrun

### Improving Efficiency

Why are latency and determinism important to overall system efficiency? To ensure that all required work executes in each allotted frame (that is, no “blown” frames) the system must be “sized” to accommodate a worst-case task execution time.

When execution determinism is poor (that is, user code executes with excessive time variance), accommodating system designs result in wasted CPU cycles (see Figure 11). Good execution determinism minimizes wasted CPU cycles by accurately matching system capability with predictable performance requirements, thereby improving efficiency.

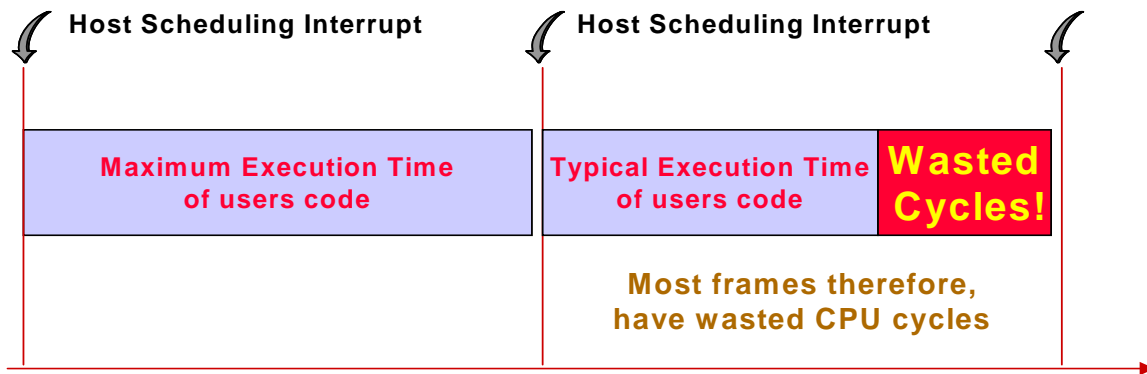


Figure 11. System Efficiency Improvement

## REAL-TIME ENVIRONMENT (RTE) SOLUTION

### High Performance Interrupts

Using the Real-Time Option Module (RTOM) and associated Real-Time Extensions (comprising the Real-Time Environment or RTE) results in extraordinary interrupt latency and determinism performance.

- Without RTE, average native operating system interrupt latency is approximately 60~100 µsec. With RTE, latency is reduced to 10 µsec or less – a factor of 10x improvement.
- Without RTE, average native operating system determinism is ranges wildly from 200~1000 µsec. With RTE, determinism is dramatically improved to less than 8µsec – a factor of 250x improvement.

Figure 11 above conservatively illustrates this performance. Note that standard UNIX-style figures indicate average and typical times, with worst-case up to two hundred times slower. In contrast, Compro's RTE performance figures are tightly grouped around the indicated values.

### Real-Time Configuration

This section integrates previous discussions concerning latency and determinism with the following configuration considerations:

- **Objective:** Remove all unnecessary interrupts from the real-time execution path.
- **Method:**
  - Use a separate processor to run standard UNIX, performing system and application I/O.
  - Dedicate other processors to real-time tasks by locking the tasks to specific processors and associated memory.
  - Turn off all interrupts to the targeted real-time processor set.
  - Turn on RTOM interrupts only for necessary real-time task communication to the target processor.
  - Use non-interrupting real-time I/O co-processor to pass data to the real-time target processor. This may be used for internal transfers to shared memory regions, and Reflective Memory™ transfers from other computers.
  - Vector only task-specific real-time interrupts to the target processor set.

The result is a Real-Time open system running a COTS UNIX style operating system with Compro's Real-Time Executive and Extensions. Figure 12 functionally illustrates this real-time environment (RTE).

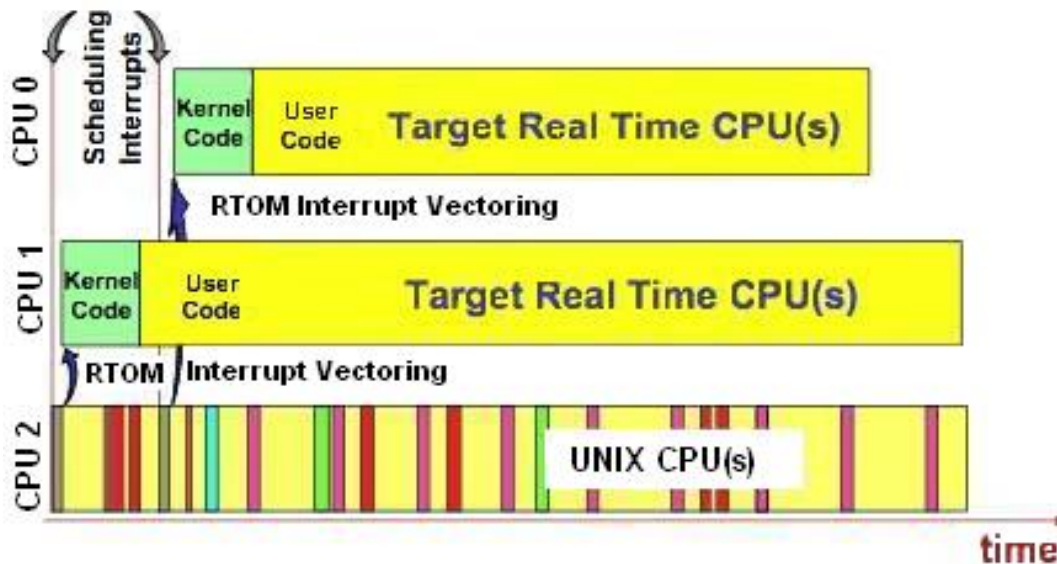


Figure 12. Real-Time Environment (RTE)

Figure 13 graphically demonstrates how a cyclic-based application should operate. At  $t_0$ , the scheduling interrupt occurs at a programmed, consistent interval. The PCI Real-Time Option Module (PCI RTOM) provides this scheduling interrupt, with programmable frequencies from 1 Hz to 10,000 Hz.

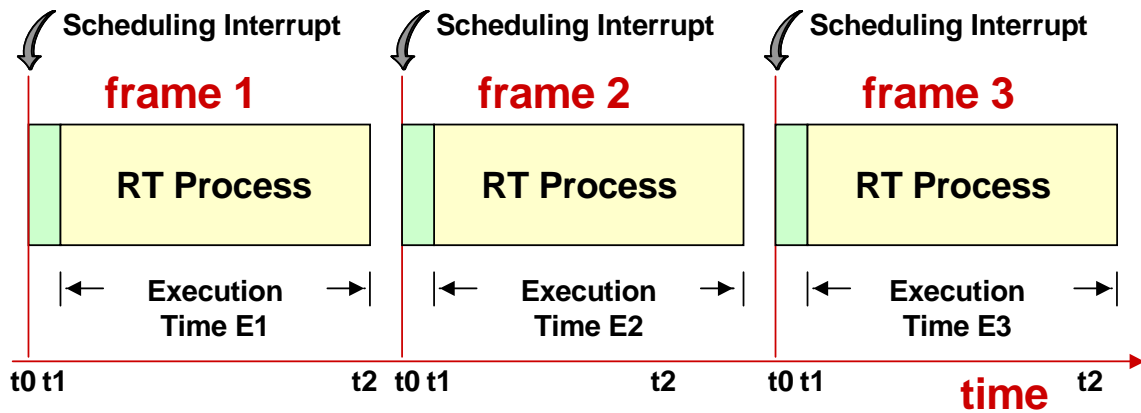


Figure 13. Execution Determinism

At  $t_1$ , the executive scheduler completes the context switch and the targeted task begins executing. The time between  $t_0$  and  $t_1$  is the Interrupt Latency. The time between  $t_1$  and  $t_2$  is when the deterministic real-time process on the CPU occurs. When the work completes at  $t_2$ , the scheduling mechanism enters a wait state, awaiting the next frame scheduling interrupt to occur at  $t_0$ . The time between  $t_2$  and the next  $t_0$  is spare frame time.

Controlling interrupt latency determinism and real-time process execution determinism delivers consistent real-time performance each frame.

## SUMMARY

Open system UNIX-style operating systems can provide a truly deterministic real-time environment suitable for the most demanding simulation applications with the addition of the PCI Real-Time Option Module (PCI-RTOM) and Real-Time Executive extensions. With this enhancement, measured interrupt latency is 10 microseconds with four microseconds of determinism, resulting in an ideal platform for hosting high fidelity applications.

The PCI-RTOM, Real-Time Executive Scheduler, and operating system POSIX compliance enables features providing real-time support. These allow the programmer to:

- Precisely control when actions will occur.
- Connect actions to time-based triggers.
- Schedule multiple tasks using a strict, priority-based FIFO mechanism.

**These ensure critical real-time tasks that are executed precisely and efficiently!**